

The findings below resulted from a GVPedia study that compared mass shooting incidents from 2013-2019 to the strength of gun laws in each state. The study used the *Giffords Law Center's* state law grading system and the *Gun Violence Archive's* definition of a mass shooting to produce the first comprehensive and in-depth study of its kind. The goal of this paper is to give advocates and policymakers access to academic research so that policy decisions can be made based on fact.

## ***Mass Shootings State Fact Sheet***

# **SOUTH CAROLINA**

## **What is a MASS SHOOTING?**

According to the *Gun Violence Archive*, the definition of a mass shooting is an incident in which **four or more people are shot**, not including the shooter.

## **Giffords Law Center Rating: F**

The *Giffords Law Center* annually grades the strength of states' firearm laws on a scale of A to F. For this study, GVPedia considered states with A, B, or C grades "Strong Law States." States with a Giffords rating of D or F were considered "Weak Law States."



---

### ***Highlights from the Mass Shootings Study***

- Strong gun laws save lives. From 2013 to 2019, **states with weak gun laws had 5% more mass shootings and 50% more mass shooting fatalities than states with strong gun laws.** During that time period, 2,341 mass shootings left 2,642 people dead and 9,766 physically wounded.
- **Since 2013, the number of annual mass shootings nationwide jumped by 65%.** In states with strong laws, mass shooting incidents increased by 33% and fatalities by 26%, but in states with weak laws, mass shootings increased by a staggering 91% and fatalities by 92%.
- **States with weak laws experienced 63% more mass shootings with an assault weapon.**
- **The use of an assault weapon makes mass shootings 4 times more lethal.**

# Mass Shootings in South Carolina, 2013 - 2019: The Facts

In the charts below, *CDC* and *Mass Shooting* ranks are per capita (per million individuals). A rank of 1 is the highest rate of shootings, deaths, or casualties. The *Giffords Law Center* also ranks states from 1 to 50 based on the strength or weakness of their laws. A ranking of 1 indicates the strongest laws and 50 indicates the weakest laws.

South Carolina: Mass Shootings 2013-2019			
	Number	Per Capita	Rank
Shootings	49	1.3596	10
Deaths	65	1.8035	7
Casualties	244	6.7701	11

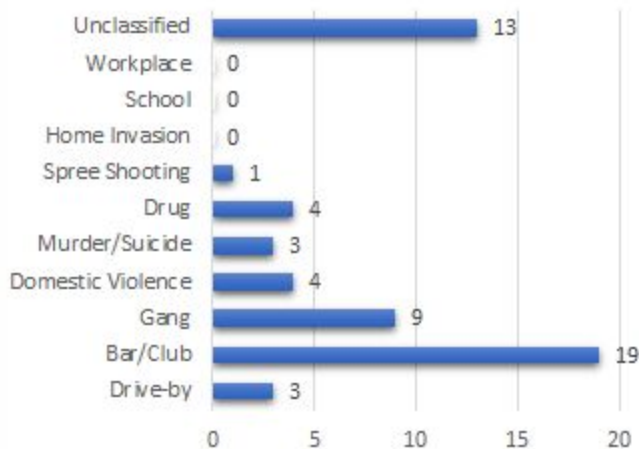
South Carolina suffered 49 mass shootings between 2013-2019, resulting in 65 deaths and 179 injuries.

South Carolina: CDC Gun Deaths in 2018			
	Number	Per Capita	Rank
Total	895	175.1	12
Homicides	373	79	6
Suicides	493	90.6	25

Total number of deaths includes the CDC categories "unintentional" and "legal intervention," which are not listed in this chart.

South Carolina: Giffords Law Grade & Rank by Year						
2013	2014	2015	2016	2017	2018	2019
34	34	28	29	29	30	31
F	F	F	F	F	F	F

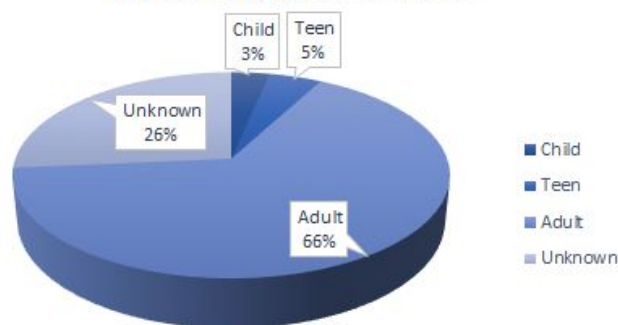
## South Carolina: Mass Shootings by Type 2013-2019



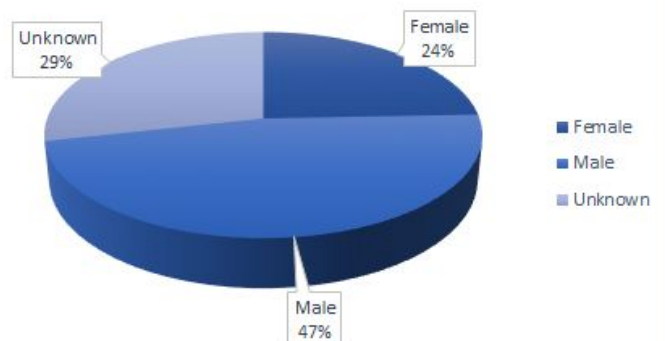
Some shootings have more than one classification, which results in the total number of shooting types differing from the total number of actual mass shootings. For example, a domestic violence shooting could take place at a workplace or a bar/club and therefore have at least two types.

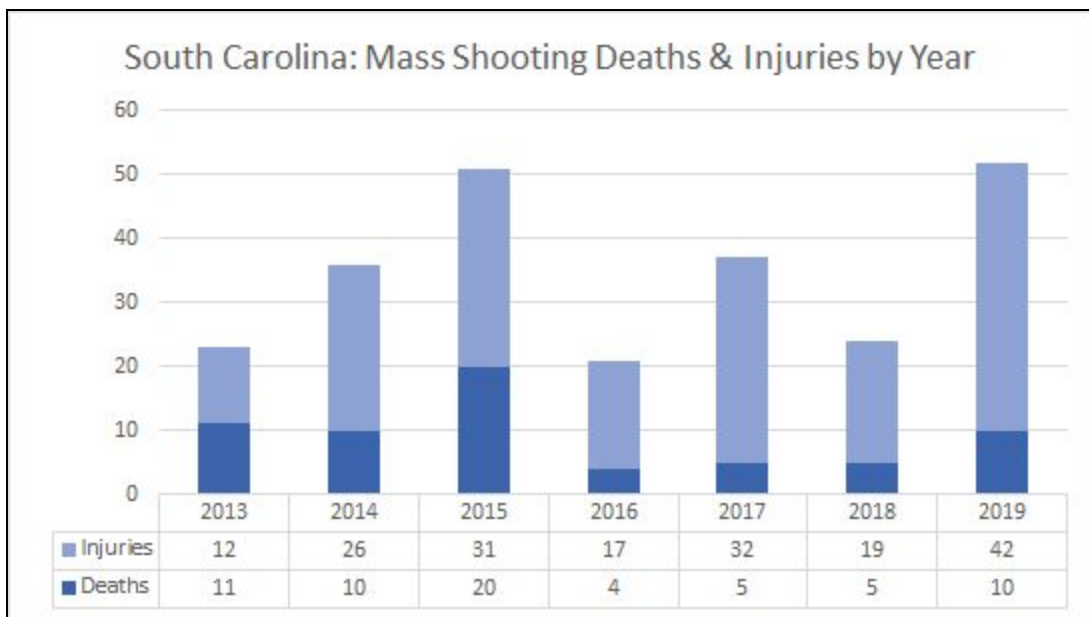
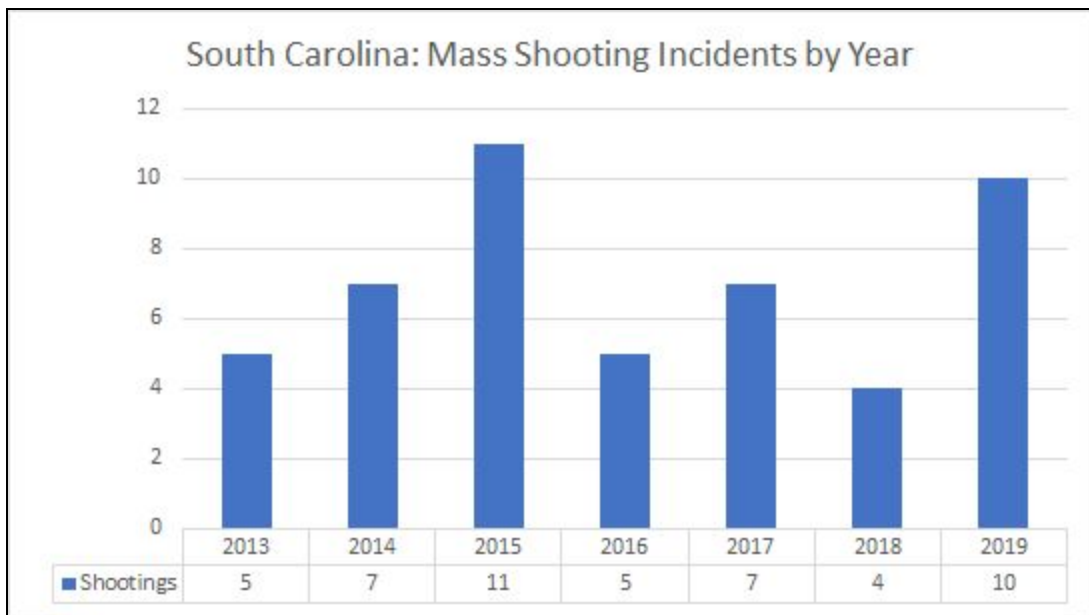
Categories are defined and determined by the Gun Violence Archive.

## South Carolina: Mass Shooting Victims by Age 2013-2019



## South Carolina: Mass Shooting Victims by Gender 2013-2019





You can read the full mass shooting report online [here](#).

Additional recommended reading includes:

- [Giffords Law Center State Based Report](#)
- [Denver Accord](#)
- [Gun Violence Archive](#)



**Learn more at [www.gvpedia.org](http://www.gvpedia.org)**