

The findings below resulted from a GVPedia study that compared mass shooting incidents from 2013-2019 to the strength of gun laws in each state. The study used the *Giffords Law Center's* state law grading system and the *Gun Violence Archive's* definition of a mass shooting to produce the first comprehensive and in-depth study of its kind. The goal of this paper is to give advocates and policymakers access to academic research so that policy decisions can be made based on fact.

Mass Shootings State Fact Sheet

KENTUCKY

What is a MASS SHOOTING?

According to the *Gun Violence Archive*, the definition of a mass shooting is an incident in which **four or more people are shot**, not including the shooter.



Giffords Law Center Rating: F

The *Giffords Law Center* annually grades the strength of states' firearm laws on a scale of A to F. For this study, GVPedia considered states with A, B, or C grades "Strong Law States." States with a Giffords rating of D or F were considered "Weak Law States."

Highlights from the Mass Shootings Study

- Strong gun laws save lives. From 2013 to 2019, **states with weak gun laws had 5% more mass shootings and 50% more mass shooting fatalities than states with strong gun laws.** During that time period, 2,341 mass shootings left 2,642 people dead and 9,766 physically wounded.
- **Since 2013, the number of annual mass shootings nationwide jumped by 65%.** In states with strong laws, mass shooting incidents increased by 33% and fatalities by 26%, but in states with weak laws, mass shootings increased by a staggering 91% and fatalities by 92%.
- **States with weak laws experienced 63% more mass shootings with an assault weapon.**
- **The use of an assault weapon makes mass shootings 4 times more lethal.**

Mass Shootings in Kentucky, 2013 - 2019: The Facts

In the charts below, *CDC* and *Mass Shooting* ranks are per capita (per million individuals). A rank of 1 is the highest rate of shootings, deaths, or casualties. The *Giffords Law Center* also ranks states from 1 to 50 based on the strength or weakness of their laws. A ranking of 1 indicates the strongest laws and 50 indicates the weakest laws.

Kentucky: Mass Shootings 2013-2019			
	Number	Per Capita	Rank
Shootings	28	0.8953	23
Deaths	31	0.9912	25
Casualties	143	4.5725	24

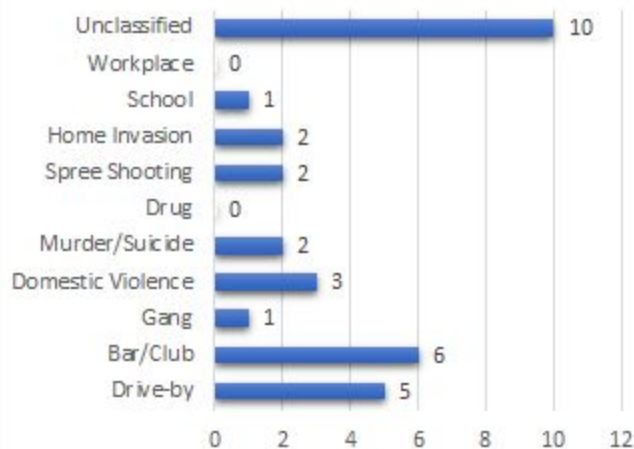
Kentucky suffered 28 mass shootings between 2013-2019, resulting in 31 deaths and 112 injuries.

Kentucky: CDC Gun Deaths in 2018			
	Number	Per Capita	Rank
Total	762	168.1	14
Homicides	207	49.5	19
Suicides	509	108.1	13

Total number of deaths includes the CDC categories "unintentional" and "legal intervention," which are not listed in this chart.

Kentucky: Giffords Law Grade & Rank by Year						
2013	2014	2015	2016	2017	2018	2019
43	47	43	42	42	43	46
F	F	F	F	F	F	F

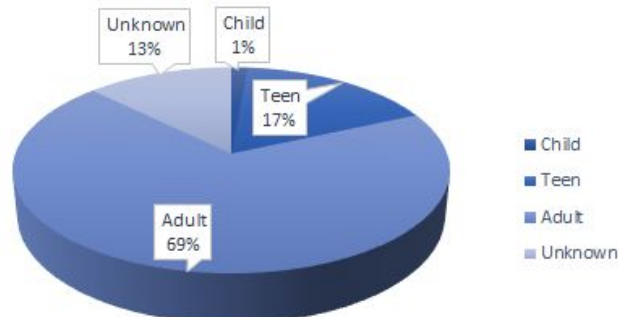
Kentucky: Mass Shootings by Type 2013-2019



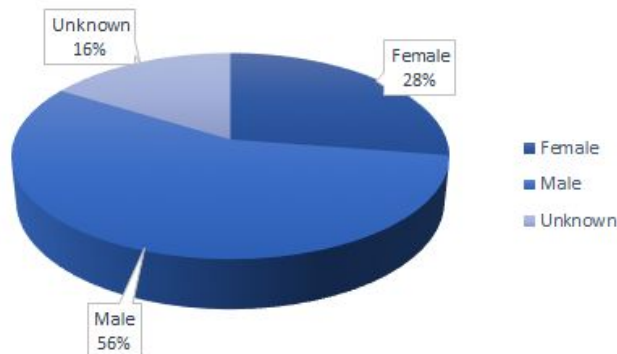
Some shootings have more than one classification, which results in the total number of shooting types differing from the total number of actual mass shootings. For example, a domestic violence shooting could take place at a workplace or a bar/club and therefore have at least two types.

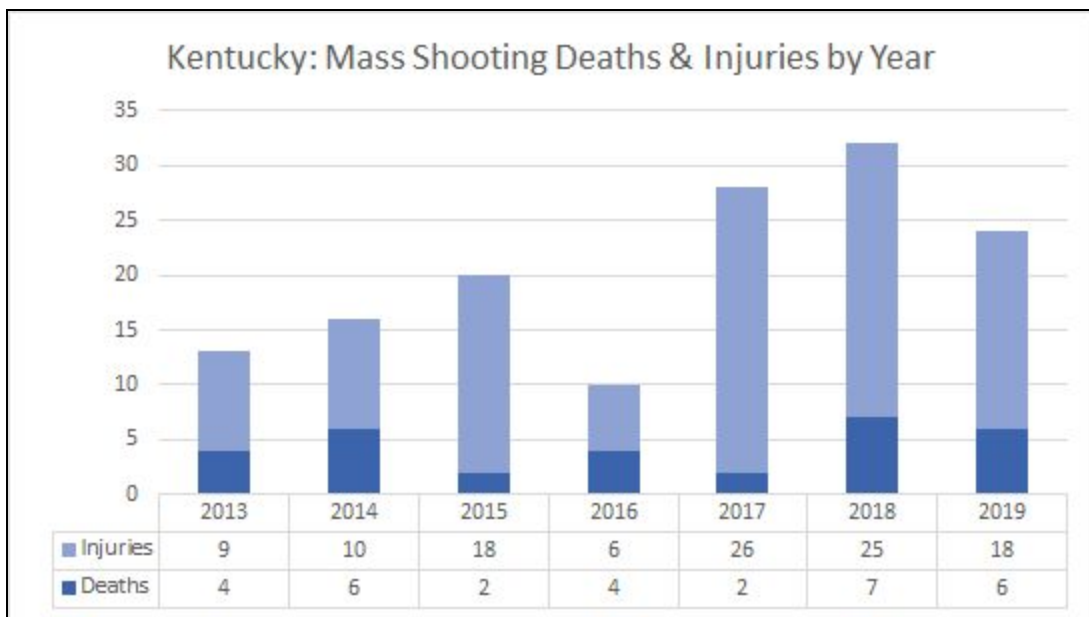
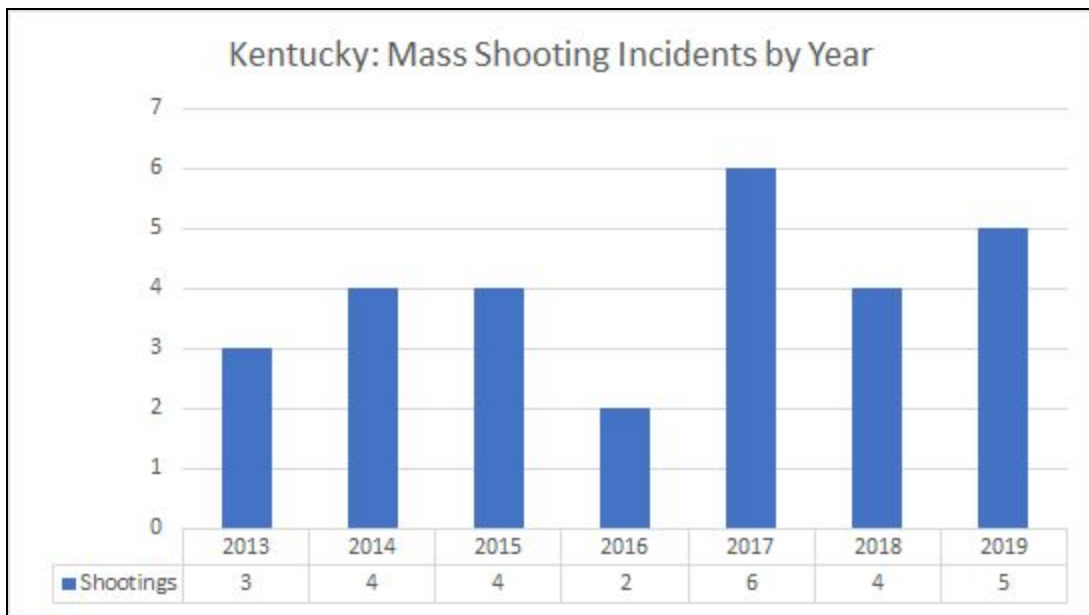
Categories are defined and determined by the Gun Violence Archive.

Kentucky: Mass Shooting Victims by Age 2013-2019



Kentucky: Mass Shooting Victims by Gender 2013-2019





You can read the full mass shooting report online [here](#).

Additional recommended reading includes:

- [Giffords Law Center State Based Report](#)
- [Denver Accord](#)
- [Gun Violence Archive](#)



Learn more at www.gvpedia.org